



Weekly Influenza Surveillance Summary

For more information visit:

<http://kanehealth.com/Pages/Flu.aspx>

WEEK 49: Dec 4 – Dec 10, 2022

December 16, 2022

Overview

Influenza surveillance for Kane County Health Department includes the collection of data from hospital emergency rooms, laboratories, and public schools. Our participants have reported the following aggregate measures:

- Among five reporting hospital emergency rooms, 11.3% of visits were for influenza-like illness (ILI).¹
- During Week 49, 4 labs reported that 216 of 1070 (20.2%) specimens tested for influenza were positive.²
- Our first week of school reporting is below in this report
- As of the week ending December 10, there have been 21 influenza-related ICU admissions reported to the health department.
- To date, 2 outbreaks of influenza have been reported in Long-Term Care/Assisted Living facilities in Kane County.

¹Influenza-like illness (ILI) is defined as fever > 100°F with cough or sore throat without other known cause

²Rapid influenza testing cannot distinguish influenza infections caused by novel influenza A viruses. The sensitivity of this type of testing has been shown to range between 20-100% for seasonal influenza viruses. A negative result does not exclude influenza virus infection.

*All data are provisional

Emergency Room Visits

During Week 49, 11.3% of reported hospital emergency room visits were for influenza-like illness (ILI).¹

Each week, data for the 2022-23 season will be presented with data from the previous flu seasons to show the trend of ER visits for ILI over time.

Visits for influenza-like illness to reporting emergency rooms during Week 49 had the following age distribution:

- 0-4 years: 20.7% of all ILI visits
- 5-24 years: 38.2% of all ILI visits
- 25-64 years: 31.3% of all ILI visits
- 65+ years: 9.8% of all ILI visits

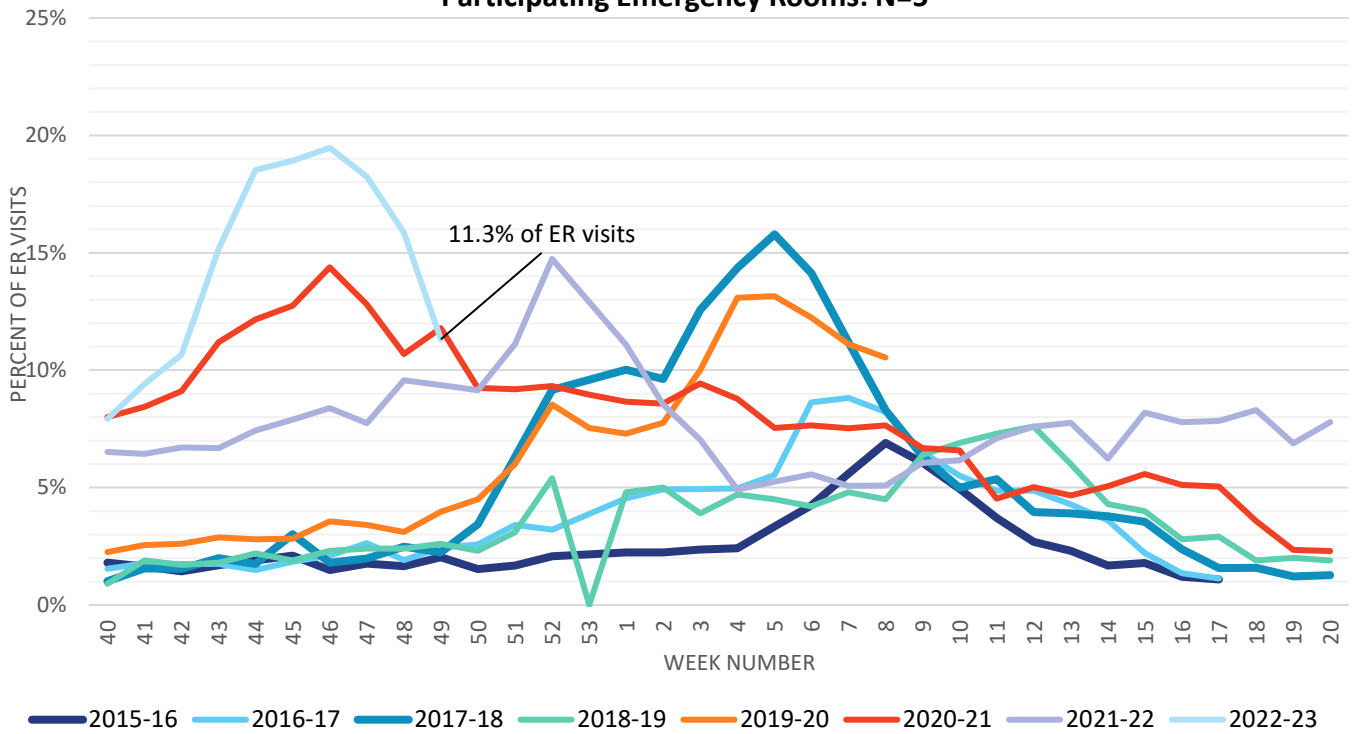
Throughout the season, KCHD will provide updated information on the total number of people visiting the emergency room for ILI, and what age groups make up those visits.

¹Influenza-like illness (ILI) is defined as fever > 100°F with cough or sore throat without other known cause

*All data are provisional

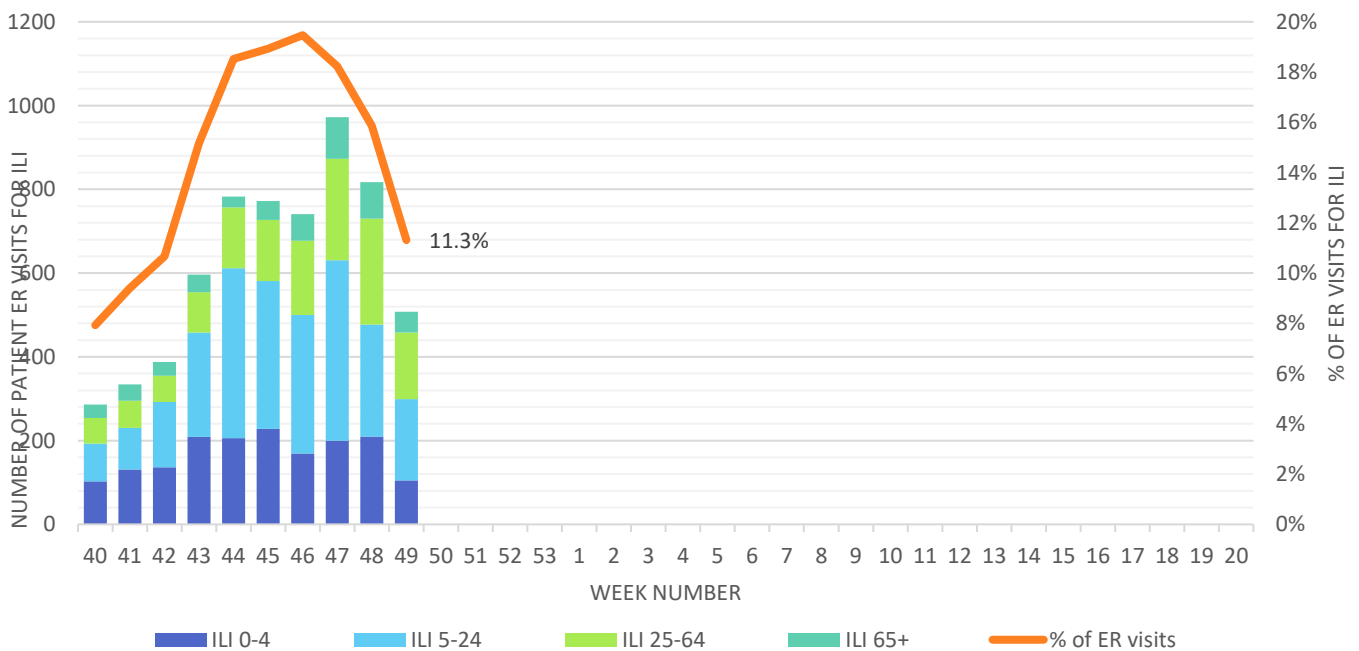
% of Emergency Room Visits for Influenza-Like Illness

Participating Emergency Rooms: N=5



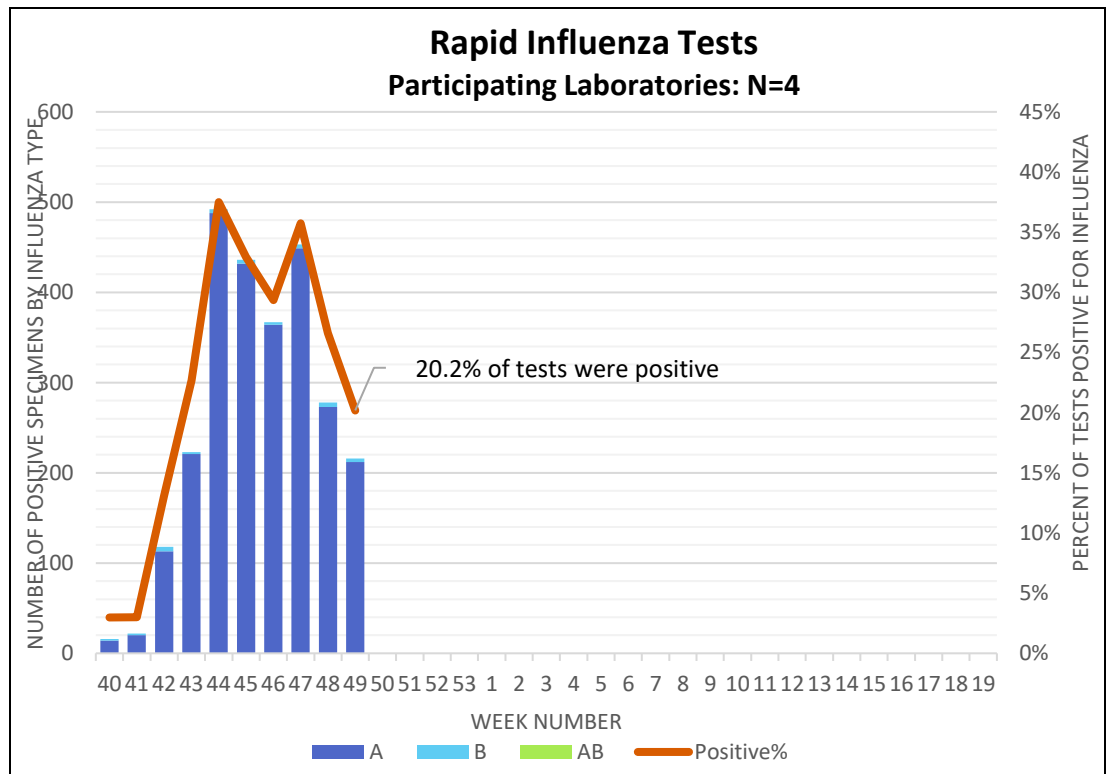
Kane County Health Department Influenza-Like-Illness

Participating Emergency Rooms: N=5



Laboratory Tests

Kane County Labs (3)	Week: 48		Season Total	
	Number	Percent	Number	Percent
Specimens Tested	1070		10,421	
Specimens Positive	216	20.2%	2621	25.2%
Positive Specimens by Type				
Influenza A	212	98.2%	2586	98.7%
Influenza B	4	1.8%	35	1.3%
Influenza AB	0	0.0%	0	0.0%
Unknown	0	0.0%	0	0.0%



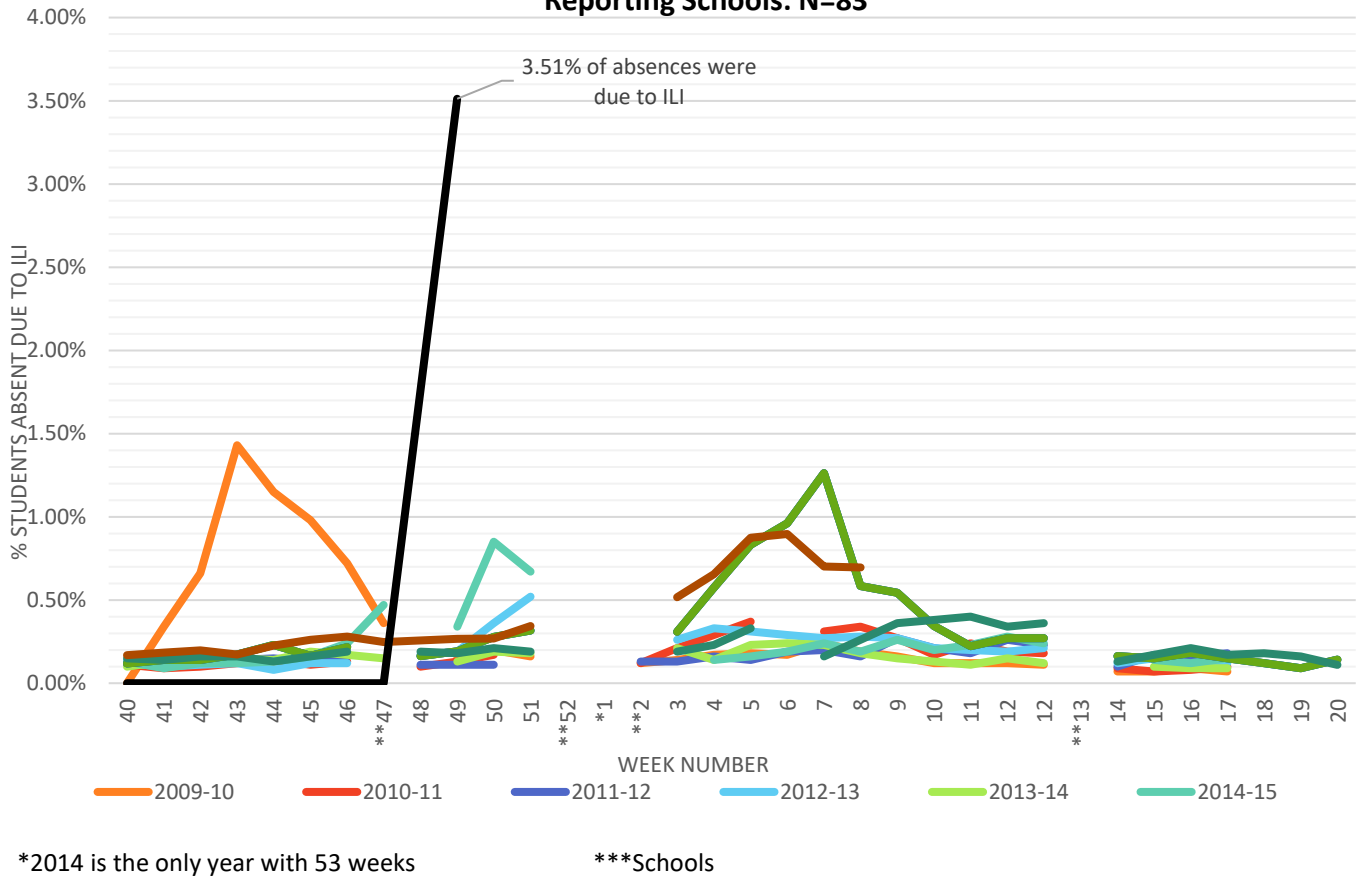
Rapid influenza testing cannot distinguish influenza infections caused by novel influenza A viruses. The sensitivity of this type of testing has been shown to range between 20-100% for seasonal influenza viruses. A negative result does not exclude influenza virus infection.

*All data are provisional

Student Absenteeism

Kane County Health Department Influenza-Like-Illness Surveillance:

Reporting Schools: N=83

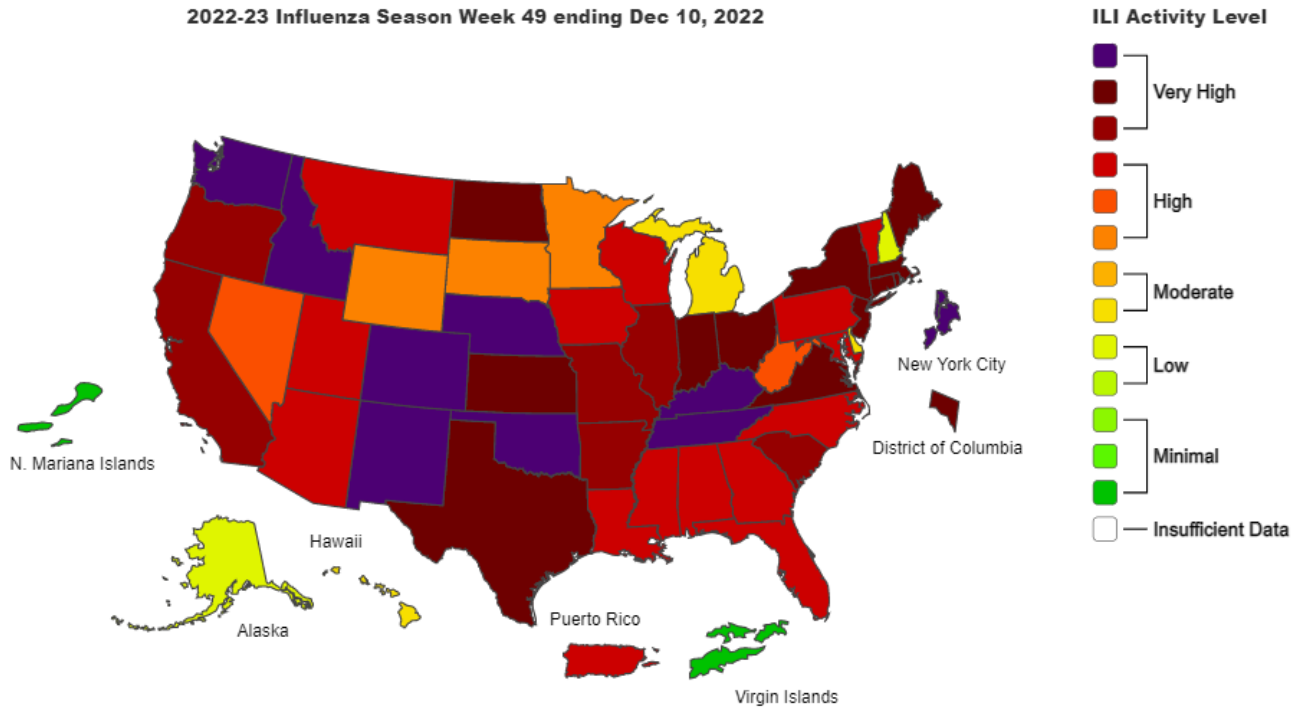


Influenza-like illness (ILI) is defined as fever > 100°F with cough or sore throat without other known cause.

*All data are provisional

● State ○ CBSA

2022-23 Influenza Season Week 49 ending Dec 10, 2022



<https://www.cdc.gov/flu/weekly/usmap.htm>

- No Activity:** No laboratory-confirmed cases of influenza and no reported increase in the number of cases of ILI.
- Sporadic:** Small numbers of laboratory-confirmed influenza cases or a single laboratory-confirmed influenza outbreak has been reported, but there is no increase in cases of ILI.
- Local:** Outbreaks of influenza or increases in ILI cases and recent laboratory-confirmed influenza in a single region of the state.
- Regional:** Outbreaks of influenza or increases in ILI and recent laboratory confirmed influenza in at least two but less than half the regions of the state with recent laboratory evidence of influenza in those regions.
- Widespread:** Outbreaks of influenza or increases in ILI cases and recent laboratory-confirmed influenza in at least half the regions of the state with recent laboratory evidence of influenza in the state.

Additional Resources:

[Kane County Health Department Influenza Website](#)

[CDC Influenza Website](#)

[Illinois Department of Public Health Website](#)

[Northern Illinois Public Health Consortium: Flu Resources for Public Health Communicators](#)